

MGP Caliper Covers Installation Guide

***Before starting, ensure that the front and rear clips remain separate as they are different. Measure the distance between the back of your wheel and the front of the caliper, you will need 1/8 inch of clearance.**



Visit our website to see our installation video.
www.CaliperCovers.com
619.754.4099

Tools Required for Installation


- 3/8" Wrench
- .013 Feeler Gauge (optional)
- Pliers
- Jack
- Tire Chock
- Lug wrench/ Torque Wrench



Note: Some brake pads have wire clips from the factory. This clip interferes with the Caliper Cover and pushes it closer to wheel. Use pliers to flatten the clip and a straight edge to ensure the clips do not protrude past the front of the caliper.

Clip Design #1 Procedure

1. Place Caliper Cover in place. Note: Caliper Cover attaches to the caliper bracket as shown.



Bridge should rest on caliper bracket

2. Slid clip into place. Fasten caliper cover to caliper bracket. Note: Clip is bendable, bend to make snug fit as needed.




Slide clip onto caliper bridge and under bracket between brake pads as shown.

Bend clip in or out for adjustment to fit as needed.



Clip Design #2 Procedure

1. Place the rear clips into position on the caliper.




2. Fit the cover onto the clip posts and tighten nuts as shown in step 5.



OVER



3. Install nut and tighten lightly to a “snug” pressure with finger tips. No need to over tighten.



4. Tighten with a 3/8” wrench about a ¼ Turn or torque at 25 inch pounds. **Do not over tighten.**



5. Use a feeler gauge, you need .013 clearance between the clip and rotor.

6. Re-install Wheel. Rotate the wheel to check no rubbing is occurring prior to lowering the wheel. Lower the jack and fully tighten lug nuts per Manufacturers recommendations.

Guaranteed Fit for listed models, we just ask you install your covers within 30 days of your purchase.

Returns: Please call for a return authorization number. Merchandise to be returned prepaid freight. Send all returns to Marshall Genuine Products, 616 Marsat Ct. Chula Vista, CA 91911.

3 Year Limited Warranty

Marshall Genuine Products (MGP warrants to the consumer that all MGP Caliper Covers will be free from defects in material and workmanship for a period of three years from the date of purchase. Products that fail within this 3 year period will be replaced by MGP. In no event shall this warranty exceed the original purchase price of MGP Caliper Covers, nor shall MGP be responsible for special, incidental or consequential damages or costs incurred due to the failure of this product. Warranty claims to MGP must be transportation prepaid and accompanied with proof of purchase. This warranty only applies to the original purchaser of product and is non-transferable. All implied warranties shall be limited in duration to the said 3 year warranty period. Improper installation, accident, abuse, unauthorized alterations voids this warranty. MGP disclaims any liability for consequential damages due to breach of any written or implied warranty on all products manufactured by MGP.